

**CENTRAL LUZON STATE UNIVERSITY**  
**Statement of Expenses**  
For the Period Ending December 31, 2011

**Fund 161**

Less: Expenses

Maintenance and Other Operating Expenses

Travelling Expenses

Travelling Expenses - Local	144,320.10	
Travelling Expenses - Foreign	30,405.00	174,725.10

Training and Scholarship Expenses

Training Expenses		51,300.00
-------------------	--	-----------

Supplies and Material Expenses

Office Supplies Expenses	88,483.40	
Accountable Forms Expenses	14,404.57	
Animal/Zoological Supplies Expenses	7,133,667.10	
Food Supplies Expenses	396,645.65	
Drugs and Medicines Expenses	132,851.00	
Gasoline, Oil and Lubricants Expenses	761,372.21	
Agricultural Supplies Expenses	3,665,950.90	
Other Supplies Expenses	2,811,588.64	15,004,963.47

Utility Expenses

Electricity Expenses	346,208.27	
Cooking Gas Expenses	80,629.20	426,837.47

Communication Expenses

Postage and Deliveries	165.00	
Telephone Expenses - Landline	49,807.11	
Telephone Expenses - Mobile	18,158.37	
Internet Expenses	12,983.85	81,114.33

Membership Dues and Contributions to Organizations

Membership Dues and Contributions to Organizations		3,000.00
--	--	----------

Advertising Expenses

Advertising Expenses		25,401.00
----------------------	--	-----------

Printing and Binding Expenses

Printing and Binding Expenses		2,300.00
-------------------------------	--	----------

Professional Services

General Services	8,945,383.34	
Other Professional Services	10,910.00	8,956,293.34

Repair and Maintenance

Land and Improvements

Repairs and Maintenance - Electrification, Power and Energy Structures	35,000.00	
--	-----------	--

Machineries and Equipment

Repairs and Maintenance - Machineries	4,415.50	
Repairs and Maintenance - Agricultural, Fishery and Forestry Equipment	16,006.00	20,421.50

Other Property, Plant and Equipment

Repairs and Maintenance - Other Property, Plant and Equipment	5,550.00	60,971.50

Taxes, Insurance Premiums and Other Fees

Fidelity Bond Premiums	5,775.00	
Insurance Expenses	80,801.61	86,576.61

Non-Cash Expenses

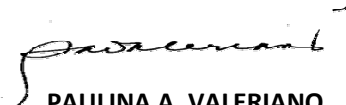
Depreciation

Land Improvements


Depreciation - Electrification, Power and Energy Structures	101,373.48	
---	------------	--

Buildings

Depreciation - Markets and Slaughterhouses	88,199.16		
Depreciation - Other Structures	<u>51,520.80</u>	139,719.96	
Office Equipment - Furniture and Fixtures			
Depreciation - Office Equipment	51,590.15		
Depreciation - Furniture and Fixtures	9,396.96		
Depreciation - IT Equipment	<u>91,612.41</u>	152,599.52	
Machineries and Equipment			
Depreciation - Machineries	17,832.00		
Depreciation - Agricultural, Fishery and Forestry Equipment	203,595.65		
Depreciation - Communication Equipment	24,440.05		
Depreciation - Technical and Scientific Equipment	900.00		
Depreciation - Other Machineries and Equipment	<u>106,657.56</u>	353,425.26	
Transportation Equipment			
Depreciation - Motor Vehicles		145,226.58	
Other Property, Plant and Equipment			
Depreciation - Other Property, Plant and Equipment		<u>17,315.94</u>	909,660.74
Other Maintenance and Other Operating Expenses			
Other Maintenance and Operating Expenses			<u>1,429,450.13</u> 27,212,593.69
Financial Expenses			
Bank Charges			24,502.50
Interest Expenses			<u>391,881.66</u> 416,384.16
<b>Total Expenses</b>			<u><u>27,628,977.85</u></u>

  
**PAULINA A. VALERIANO**  
 Budget Office

  
**EVELYN HILARIO**  
 Chief Accountant

  
**RUBEN C. SEVILLEJA**  
 President

**CENTRAL LUZON STATE UNIVERSITY**  
**Statement of Expenses**  
For the Period Ending December 31, 2011

**Fund 163**

Less: Expenses

Maintenance and Other Operating Expenses

Travelling Expenses

Travelling Expenses - Local 147,535.36

Training and Scholarship Expenses

Training Expenses 63,050.00

Supplies and Material Expenses

Office Supplies Expenses 189,568.70

Accountable Forms Expenses 57,000.00

Food Supplies Expenses 4,712,962.10

Medical, Dental and Laboratory Supplies Expenses 15,080.00

Gasoline, Oil and Lubricants Expenses 144,795.26

Other Supplies Expenses 1,625,763.29 6,745,169.35

Utility Expenses

Water Expenses 35,707.14

Electricity Expenses 40,743.25

Cooking Gas Expenses 165,210.00 241,660.39

Communication Expenses

Telephone Expenses - Landline 116,598.11

Telephone Expenses - Mobile 700.00

Cable, Satellite, Telegraph, and Radio Expenses 30,588.07 147,886.18

Advertising Expenses

Advertising Expenses 4,000.00

Printing and Binding Expenses

Printing and Binding Expenses 11,413.75

Rent Expenses

Rent Expenses 320,458.00

Subscriptions Expenses

Subscriptions Expenses 2,095.00

Professional Services

Consultancy Services 4,500.00

General Services 3,342,718.37

Other Professional Services 14,200.00 3,361,418.37

Repair and Maintenance

Buildings

Repairs and Maintenance - Hospital and Health Centers 5,779.00

Repairs and Maintenance - Other Structures 500,704.75 506,483.75

Office Equipment, Furniture and Fixtures

Repairs and Maintenance - Office Equipment 7,500.00

Machineries and Equipment

Repairs and Maintenance - Other Machineries and Equipment 25,449.76

Other Property, Plant and Equipment

Repairs and Maintenance - Other Property, Plant and Equipment 3,315.20 542,748.71

Taxes, Insurance Premiums and Other Fees

Taxes, Duties and Licenses 3,800.00

Fidelity Bond Premiums 2,400.00

Insurance Expenses 152,960.66 159,160.66

Non-Cash Expenses

Depreciation

Office Equipment - Furniture and Fixtures			
Depreciation - Office Equipment	83,899.08		
Depreciation - Furniture and Fixtures	60,512.94		
Depreciation - IT Equipment	81,579.09		
Depreciation - Library Books	<u>161.16</u>	226,152.27	
Machineries and Equipment			
Depreciation - Machineries	33,629.97		
Depreciation - Agricultural, Fishery and Forestry Equipment	68,172.72		
Depreciation - Communication Equipment	38,449.38		
Depreciation - Firefighting Equipment and Accessories	385.70		
Depreciation - Hospital Equipment	10,423.56		
Depreciation - Medical, Dental and Laboratory Equipment	13,754.16		
Depreciation - Other Machineries and Equipment	<u>55,722.51</u>	220,538.00	
Other Property, Plant and Equipment			
Depreciation - Other Property, Plant and Equipment		<u>3,548.70</u>	450,238.97
Other Maintenance and Other Operating Expenses			
Other Maintenance and Operating Expenses			<u>322,496.46</u>
Financial Expenses			
Bank Charges			<u>700.00</u>
<b>Total Expenses</b>			<u><u>12,520,031.20</u></u>

i 1



**PAULINA A. VALERIANO**  
Budget Office



**EVELYN HILARIO**  
Chief Accountant




**RUBEN C. SEVILLEJA**  
President

**CENTRAL LUZON STATE UNIVERSITY**  
**Statement of Expenses**  
For the Period Ending December 31, 2011

**Fund 164**

Expenses		
Personal Services		
Other Compensation		
Representation Allowance (RA)	66,000.00	
Transportation Allowance (TA)	66,000.00	
Honoraria	<u>971,292.00</u>	1,103,292.00
Maintenance and Other Operating Expenses		
Travelling Expenses		
Travelling Expenses - Local	1,527,918.83	
Travelling Expenses - Foreign	<u>95,881.50</u>	1,623,800.33
Training and Scholarship Expenses		
Training Expenses	417,490.00	
Scholarship Expenses	<u>166,689.50</u>	584,179.50
Supplies and Material Expenses		
Office Supplies Expenses	2,266,938.60	
Accountable Forms Expenses	40,350.00	
Animal/Zoological Supplies Expenses	158,830.00	
Food Supplies Expenses	1,080,049.10	
Drugs and Medicines Expenses	765,016.90	
Medical, Dental and Laboratory Supplies Expenses	402,756.65	
Gasoline, Oil and Lubricants Expenses	2,083,817.18	
Agricultural Supplies Expenses	334,580.00	
Textbooks and Instructional Materials Expenses	84,184.00	
Other Supplies Expenses	<u>6,181,526.35</u>	13,398,048.78
Utility Expenses		
Electricity Expenses	25,228,110.06	
Cooking Gas Expenses	<u>4,720.00</u>	25,232,830.06
Communication Expenses		
Postage and Deliveries	108,135.00	
Telephone Expenses - Landline	694,307.60	
Telephone Expenses - Mobile	124,085.40	
Internet Expenses	282,398.80	
Cable, Satellite, Telegraph, and Radio Expenses	<u>12,250.00</u>	1,221,176.80
Membership Dues and Contributions to Organizations		
Membership Dues and Contributions to Organizations		739,566.08
Advertising Expenses		
Advertising Expenses		82,620.00
Printing and Binding Expenses		
Printing and Binding Expenses		374,965.50
Rent Expenses		
Rent Expenses		237,100.00
Representation Expenses		
Representation Expenses		14,998.00
Transportation and Delivery Expenses		
Transportation and Delivery Expenses		880.00
Subscriptions Expenses		
Subscriptions Expenses		187,982.00
Professional Services		
Auditing Services	97,799.31	
General Services	10,427,068.57	
Other Professional Services	<u>21,699,737.17</u>	32,224,605.05


Repair and Maintenance			
Land and Improvements			
Repairs and Maintenance - Electrification, Power and Energy Structures		4,146,843.68	
Buildings			
Repairs and Maintenance - School Buildings	896,301.78		
Repairs and Maintenance - Other Structures	476,674.15	1,372,975.93	
Office Equipment, Furniture and Fixtures			
Repairs and Maintenance - Office Equipment	28,300.00		
Repairs and Maintenance - IT Equipment and Software	10,052.00	38,352.00	
Machineries and Equipment			
Repairs and Maintenance - Machineries	35,740.00		
Repairs and Maintenance - Agricultural, Fishery and Forestry Equipment	17,330.00	53,070.00	
Transportation Equipment			
Repairs and Maintenance - Motor Vehicles		21,850.00	5,633,091.61
Taxes, Insurance Premiums and Other Fees			
Fidelity Bond Premiums		9,262.50	
Insurance Expenses		301,831.81	311,094.31
Non-Cash Expenses			
Depreciation			
Land Improvements			
Depreciation - Electrification, Power and Energy Structures	158,970.39		
Buildings			
Depreciation - Other Structures	9,000.00		
Office Equipment - Furniture and Fixtures			
Depreciation - Office Equipment	1,062,262.01		
Depreciation - Furniture and Fixtures	210,851.84		
Depreciation - IT Equipment	2,004,058.62		
Depreciation - Library Books	153,825.92	3,430,998.39	
Machineries and Equipment			
Depreciation - Machineries	127,089.60		
Depreciation - Agricultural, Fishery and Forestry Equipment	158,387.95		
Depreciation - Communication Equipment	250,169.43		
Depreciation - Firefighting Equipment and Accessories	2,871.48		
Depreciation - Hospital Equipment	10,800.00		
Depreciation - Medical, Dental and Laboratory Equipment	33,692.47		
Depreciation - Sports Equipment	14,421.60		
Depreciation - Technical and Scientific Equipment	874,114.96		
Depreciation - Other Machineries and Equipment	293,202.51	1,764,750.00	
Transportation Equipment			
Depreciation - Motor Vehicles		12,008.58	
Other Property, Plant and Equipment			
Depreciation - Other Property, Plant and Equipment		166,146.07	5,541,873.43
Other Maintenance and Other Operating Expenses			
Other Maintenance and Operating Expenses		29,072,485.58	116,481,297.03
<b>Total Expenses</b>			<u><u>117,584,589.03</u></u>



**PAULINA A. VALERIANO**  
Budget Office



**EVELYN HILARIO**  
Chief Accountant



**RUBEN C. SEVILLEJA**  
President